

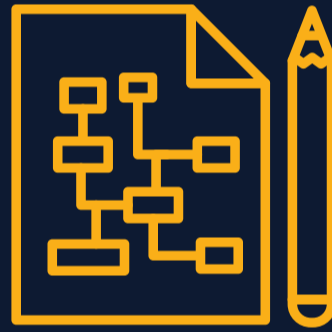


SOC 2 Readiness Assessment Checklist

Verify that your organization is well-prepared for a successful audit outcome:

- 

Gathering documentation, such as policies, procedures, and evidence of compliance, which will be required for the assessment.
- 

Identifying key stakeholders and recognizing their roles and responsibilities during the assessment process is also essential.
- 

Establishing a timeline is also important at this stage.

With proper preparation for the assessment, organizations can position themselves for success and ensure the availability of all necessary information and resources for a SOC 2 audit.

Conducting the Assessment

The SOC 2 readiness assessment **should be conducted by an experienced service provider.**

1. The process requires a thorough examination of the organization's security measures and controls, as well as an analysis of any potential vulnerabilities.
2. The findings of the assessment need to be documented at every stage. This facilitates tracking of progress and implementation of any additional controls.

The documented data can also be used to make informed decisions for a successful audit.

Post-Assessment Activities

Post-assessment activities involve:

1. addressing identified gaps
2. implementing improvements
3. preparing for the audit

Depending on the established timeline for the assessment and audit, steps must be taken to fix any gaps or issues before the formal SOC 2 audit.